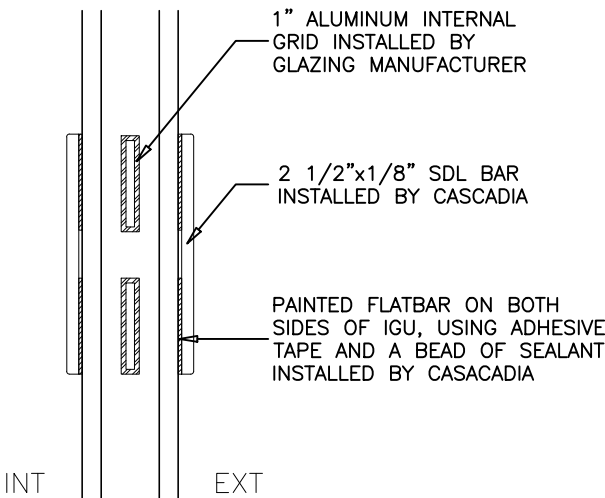


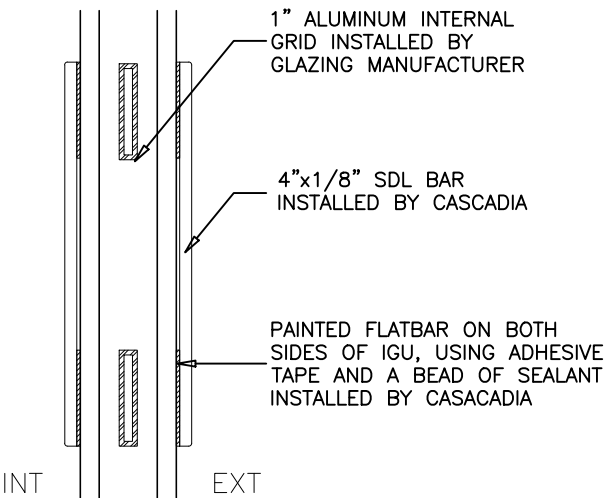
NOTE: PAINT EXTERIOR FLAT BAR  
TO MATCH EXTERIOR FRAME;  
INTERIOR FLAT BAR TO MATCH  
INTERIOR FRAME.

1 HORIZONTAL 1" SDL BARS  
DOUBLE GLAZED



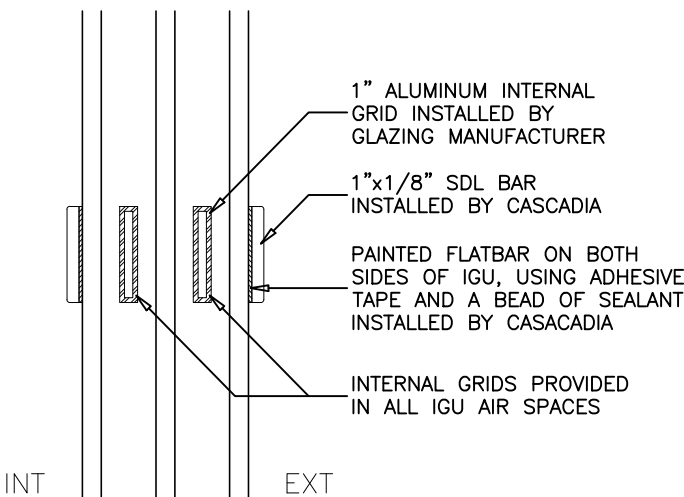
NOTE: PAINT EXTERIOR FLAT BAR  
TO MATCH EXTERIOR FRAME;  
INTERIOR FLAT BAR TO MATCH  
INTERIOR FRAME.

2 HORIZONTAL 2-1/2" SDL BARS  
DOUBLE GLAZED



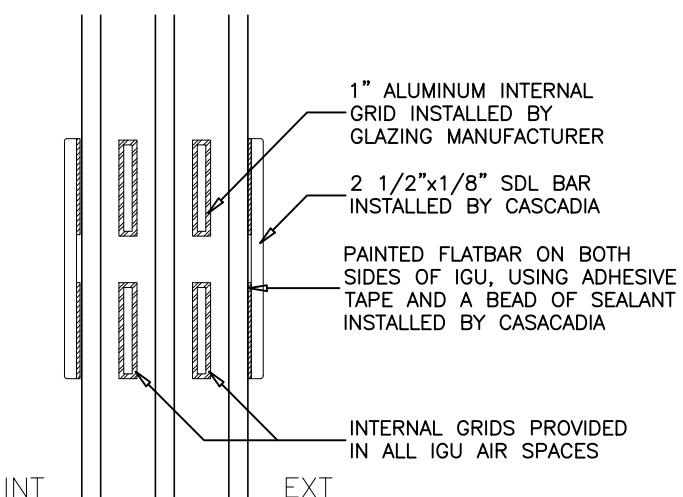
NOTE: PAINT EXTERIOR FLAT BAR  
TO MATCH EXTERIOR FRAME;  
INTERIOR FLAT BAR TO MATCH  
INTERIOR FRAME.

3 HORIZONTAL 4" SDL BARS  
DOUBLE GLAZED



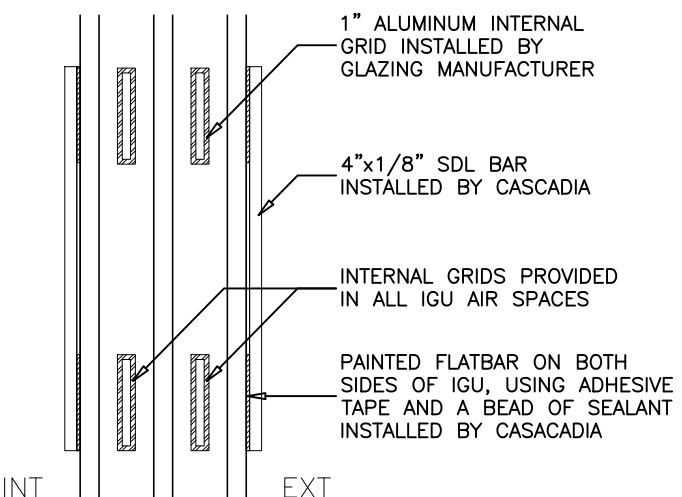
NOTE: PAINT EXTERIOR FLAT BAR  
TO MATCH EXTERIOR FRAME;  
INTERIOR FLAT BAR TO MATCH  
INTERIOR FRAME.

4 HORIZONTAL 1" SDL BARS  
TRIPLE GLAZED



NOTE: PAINT EXTERIOR FLAT BAR  
TO MATCH EXTERIOR FRAME;  
INTERIOR FLAT BAR TO MATCH  
INTERIOR FRAME.

5 HORIZONTAL 2-1/2" SDL BARS  
TRIPLE GLAZED



NOTE: PAINT EXTERIOR FLAT BAR  
TO MATCH EXTERIOR FRAME;  
INTERIOR FLAT BAR TO MATCH  
INTERIOR FRAME.

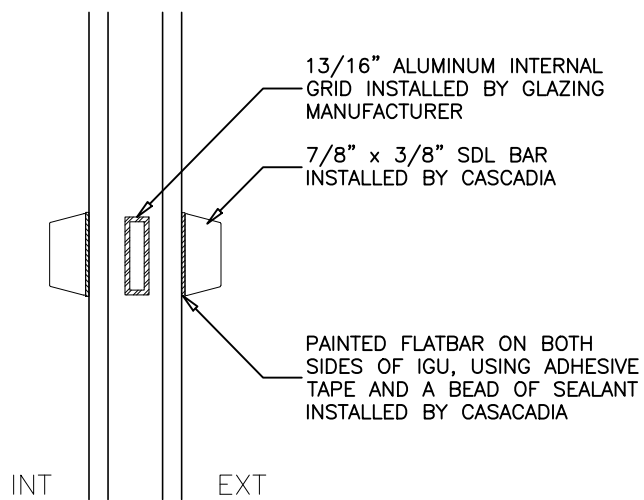
6 HORIZONTAL 4" SDL BARS  
TRIPLE GLAZED

PROJECT TITLE:  
**SDL AND  
MUNTIN BAR  
OPTIONS**

ISSUE	DESCRIPTION	DATE

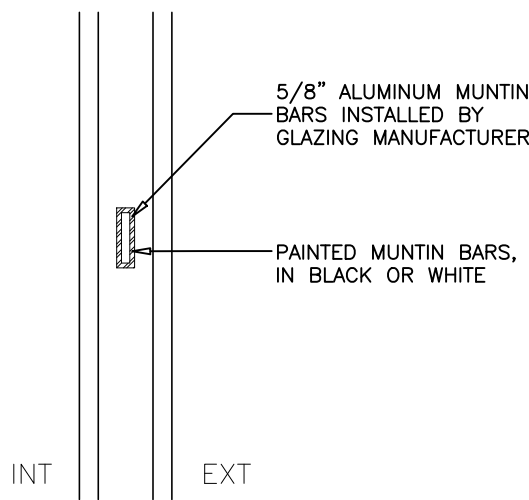
DRAWING  
TITLE:  
**PROFILE DETAILS**

SCALE: <b>N.T.S.</b>	DRAWING NO.:
DATE: <b>JUN 05/2020</b>	<b>1.1</b>
DRAWN BY: <b>XX</b>	
PROJECT #:	

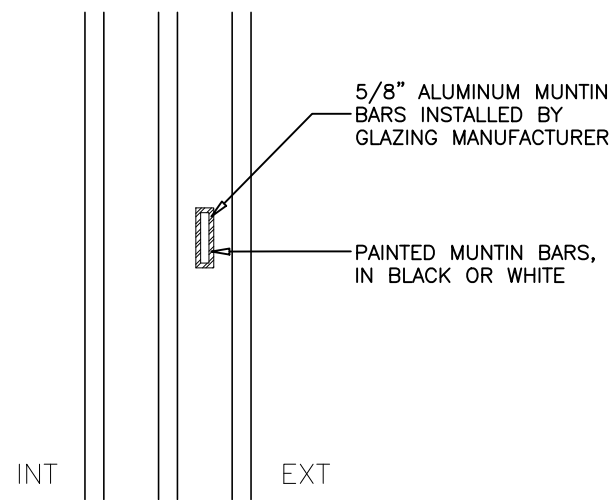


NOTE: PAINT EXTERIOR FLAT BAR  
TO MATCH EXTERIOR FRAME;  
INTERIOR FLAT BAR TO MATCH  
INTERIOR FRAME.

7 **HORIZONTAL 7/8" HISTORIC SDL BARS**  
DOUBLE GLAZED



8 **HORIZONTAL 5/8" MUNTIN BAR**  
DOUBLE GLAZED



9 **HORIZONTAL 5/8" MUNTIN BAR**  
TRIPLE GLAZED

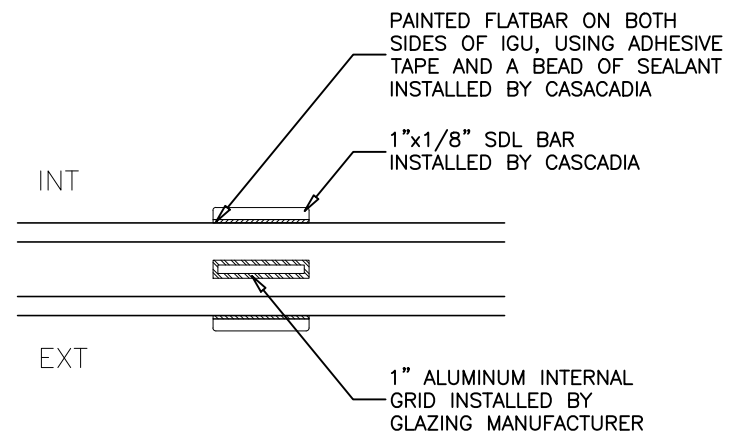
PROJECT TITLE:  
**SDL AND  
MUNTIN BAR  
OPTIONS**

ISSUE	DESCRIPTION	DATE

DRAWING  
TITLE:  
**PROFILE DETAILS**

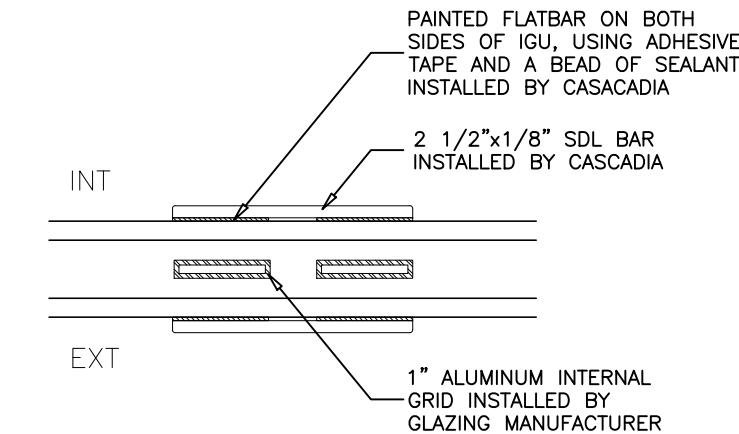
SCALE: **N.T.S.**  
DATE: **SEP 03/2025**  
DRAWN BY: **XX**  
PROJECT #:

DRAWING NO.:  
**1.2**



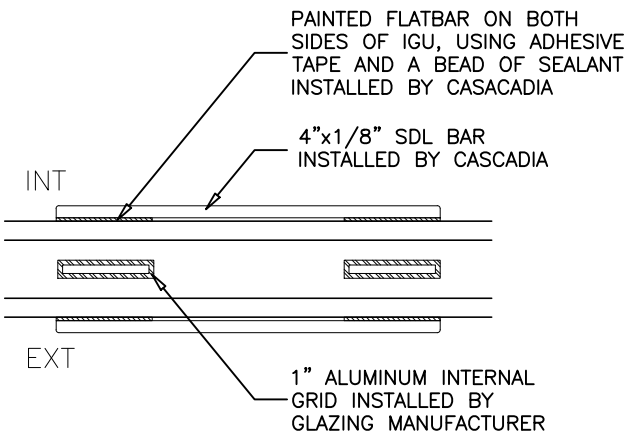
NOTE: PAINT EXTERIOR FLAT BAR  
TO MATCH EXTERIOR FRAME;  
INTERIOR FLAT BAR TO MATCH  
INTERIOR FRAME.

10 VERTICAL 1" SDL BARS  
DOUBLE GLAZED



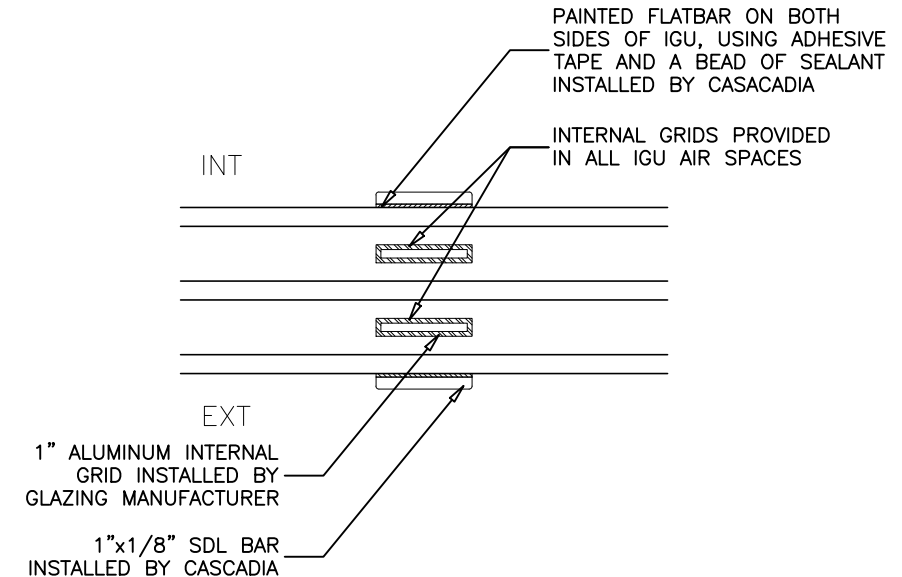
NOTE: PAINT EXTERIOR FLAT BAR  
TO MATCH EXTERIOR FRAME;  
INTERIOR FLAT BAR TO MATCH  
INTERIOR FRAME.

11 VERTICAL 2-1/2" SDL BARS  
DOUBLE GLAZED



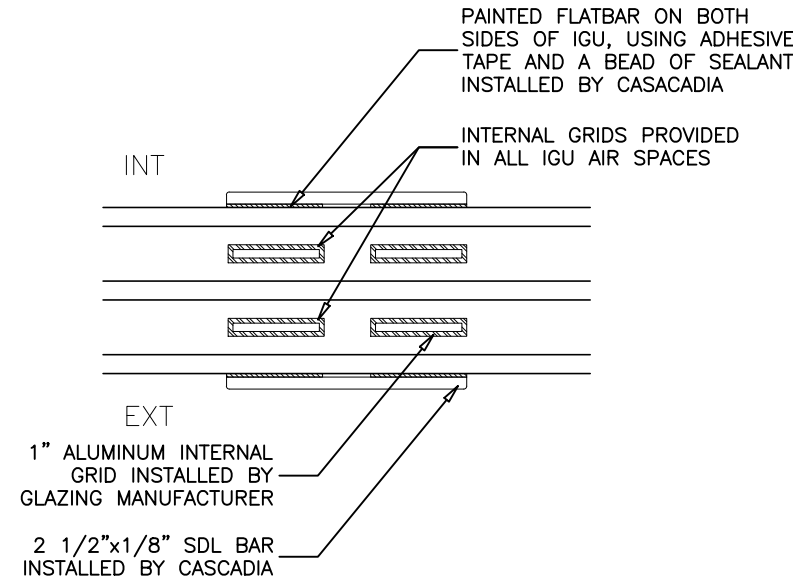
NOTE: PAINT EXTERIOR FLAT BAR  
TO MATCH EXTERIOR FRAME;  
INTERIOR FLAT BAR TO MATCH  
INTERIOR FRAME.

12 VERTICAL 4" SDL BARS  
DOUBLE GLAZED



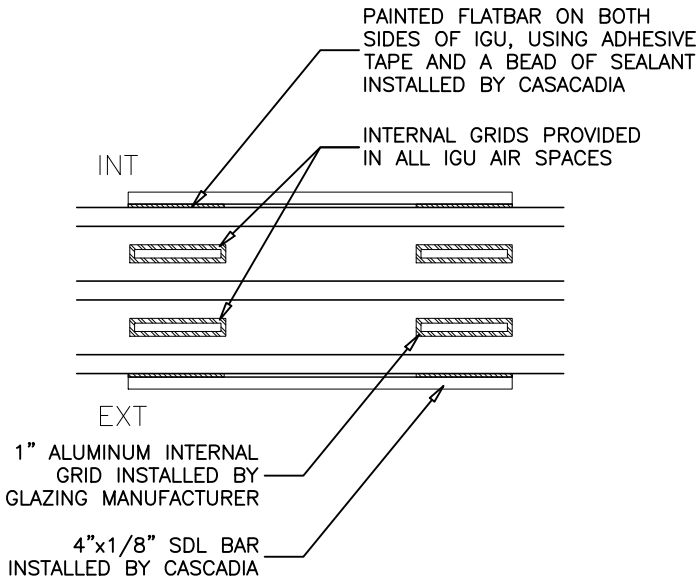
NOTE: PAINT EXTERIOR FLAT BAR  
TO MATCH EXTERIOR FRAME;  
INTERIOR FLAT BAR TO MATCH  
INTERIOR FRAME.

13 VERTICAL 1" SDL BARS  
TRIPLE GLAZED



NOTE: PAINT EXTERIOR FLAT BAR  
TO MATCH EXTERIOR FRAME;  
INTERIOR FLAT BAR TO MATCH  
INTERIOR FRAME.

14 VERTICAL 2-1/2" SDL BARS  
TRIPLE GLAZED



NOTE: PAINT EXTERIOR FLAT BAR  
TO MATCH EXTERIOR FRAME;  
INTERIOR FLAT BAR TO MATCH  
INTERIOR FRAME.

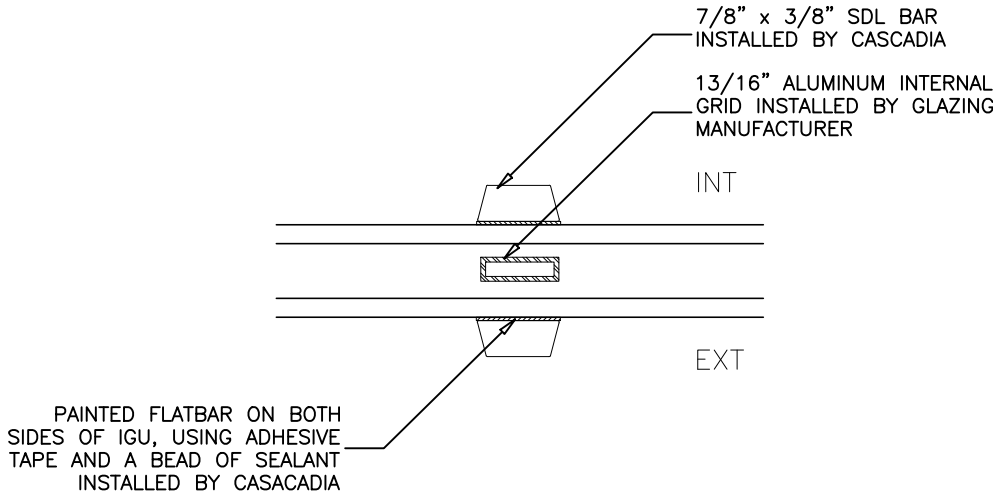
15 VERTICAL 4" SDL BARS  
TRIPLE GLAZED

PROJECT TITLE:  
**SDL AND  
MUNTIN BAR  
OPTIONS**

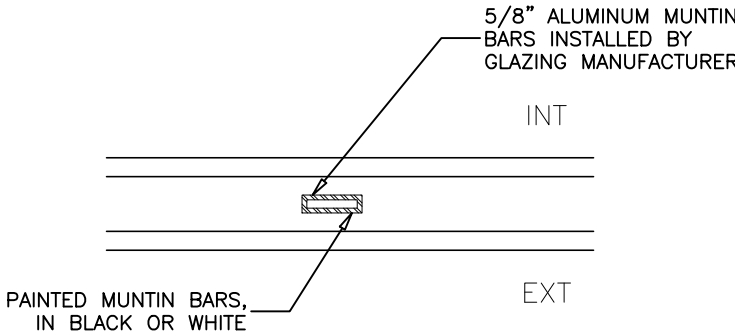
ISSUE	DESCRIPTION	DATE

DRAWING  
TITLE:  
**PROFILE DETAILS**

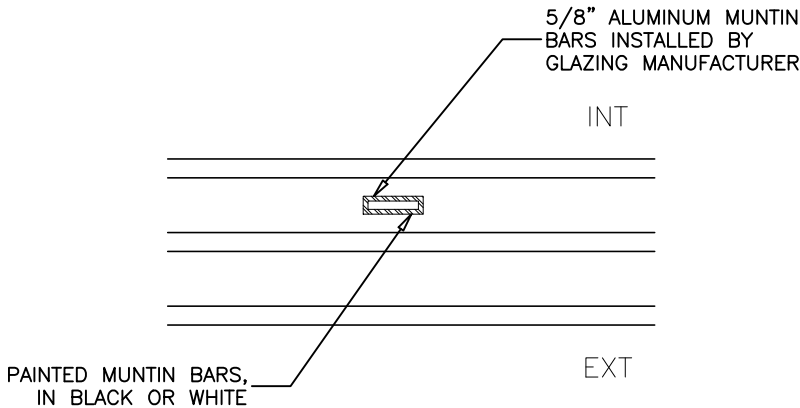
NOTE: PAINT EXTERIOR FLAT BAR  
TO MATCH EXTERIOR FRAME;  
INTERIOR FLAT BAR TO MATCH  
INTERIOR FRAME.



16 **VERTICAL 7/8" HISTORIC SDL BARS**  
DOUBLE GLAZED



17 **VERTICAL 5/8" MUNTIN BAR**  
DOUBLE GLAZED



18 **VERTICAL 5/8" MUNTIN BAR**  
TRIPLE GLAZED

PROJECT TITLE:  
**SDL AND  
MUNTIN BAR  
OPTIONS**

ISSUE	DESCRIPTION	DATE

DRAWING  
TITLE:  
**PROFILE DETAILS**

SCALE: <b>N.T.S.</b>	DRAWING NO.:
DATE: <b>SEP 03/2025</b>	1.4
DRAWN BY: <b>XX</b>	
PROJECT #:	