

## MUNTIN BAR - DOUBLE GLAZED

### PRODUCT DETAILS



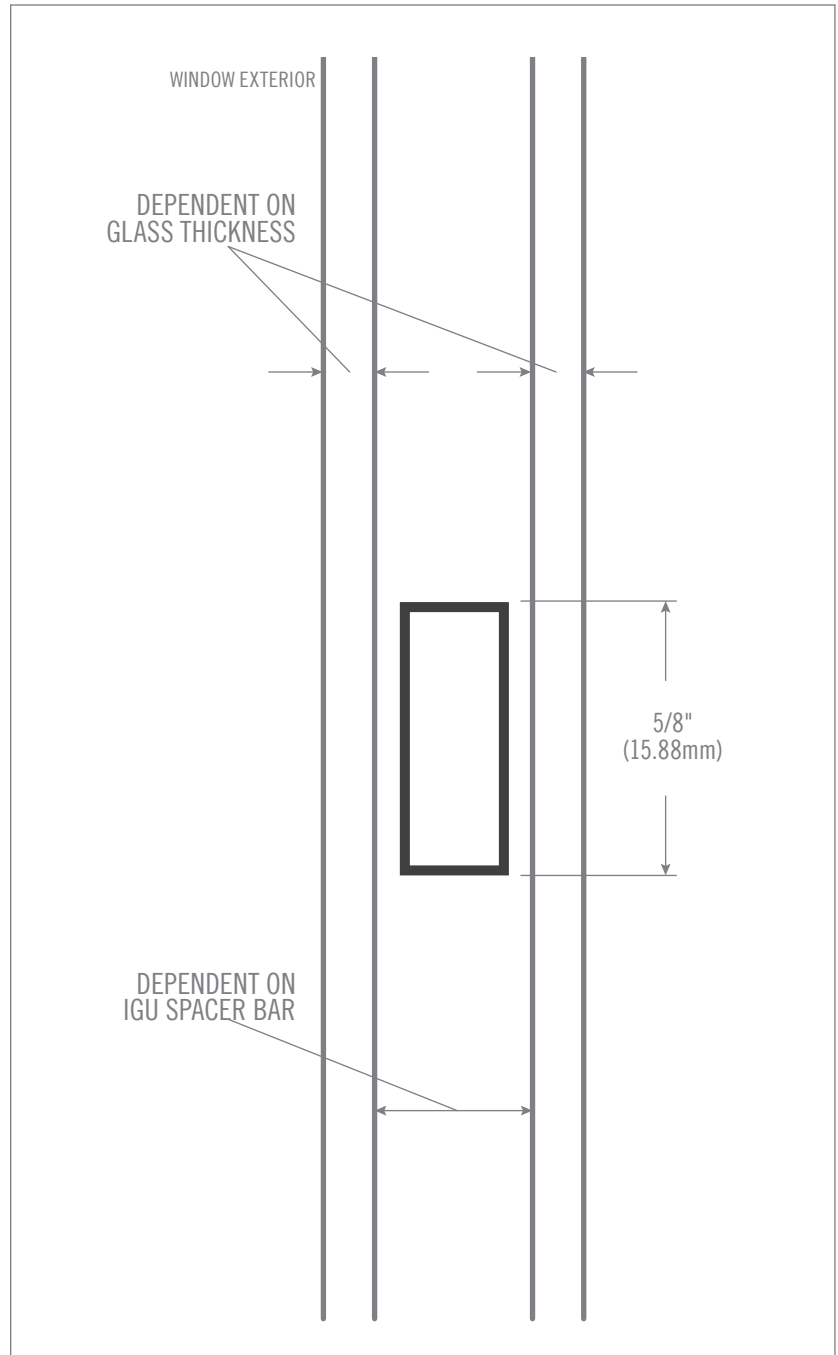
Muntin bars offer a subtle yet impactful way to introduce traditional aesthetics into modern glazing systems. Fully encapsulated within the insulated glass unit (IGU), these internal bars simulate the appearance of smaller divided panes—adding depth and visual structure to the vision glass.

- Standard options are flat (5/8") profiles
- Available within double and triple glazed IGUs and with all Low-E options
- Available in vertical and horizontal orientations to support a wide variety of lite patterns and architectural styles

### AVAILABLE COLORS

BLACK  
(2)

WHITE  
(110)



MUNTIN BAR - DOUBLE GLAZED DETAIL

## MUNTIN BAR - TRIPLE GLAZED

## PRODUCT DETAILS



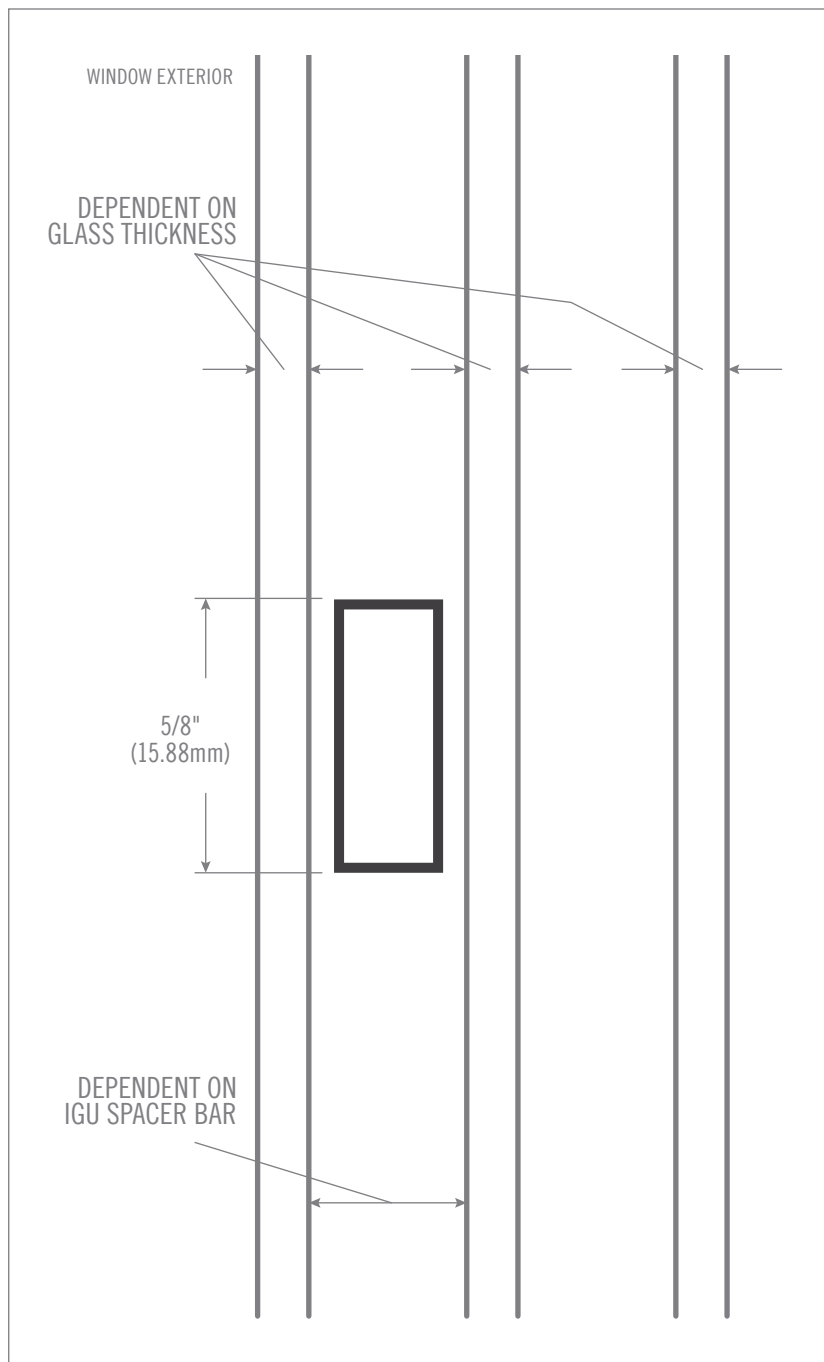
Muntin bars offer a subtle yet impactful way to introduce traditional aesthetics into modern glazing systems. Fully encapsulated within the insulated glass unit (IGU), these internal bars simulate the appearance of smaller divided panes—adding depth and visual structure to the vision glass.

- Standard options are flat (5/8") profiles
- Available within double and triple glazed IGUs and with all Low-E options
- Available in vertical and horizontal orientations to support a wide variety of lite patterns and architectural styles

## AVAILABLE COLORS

BLACK  
(2)

WHITE  
(110)



MUNTIN BAR - TRIPLE GLAZED DETAIL

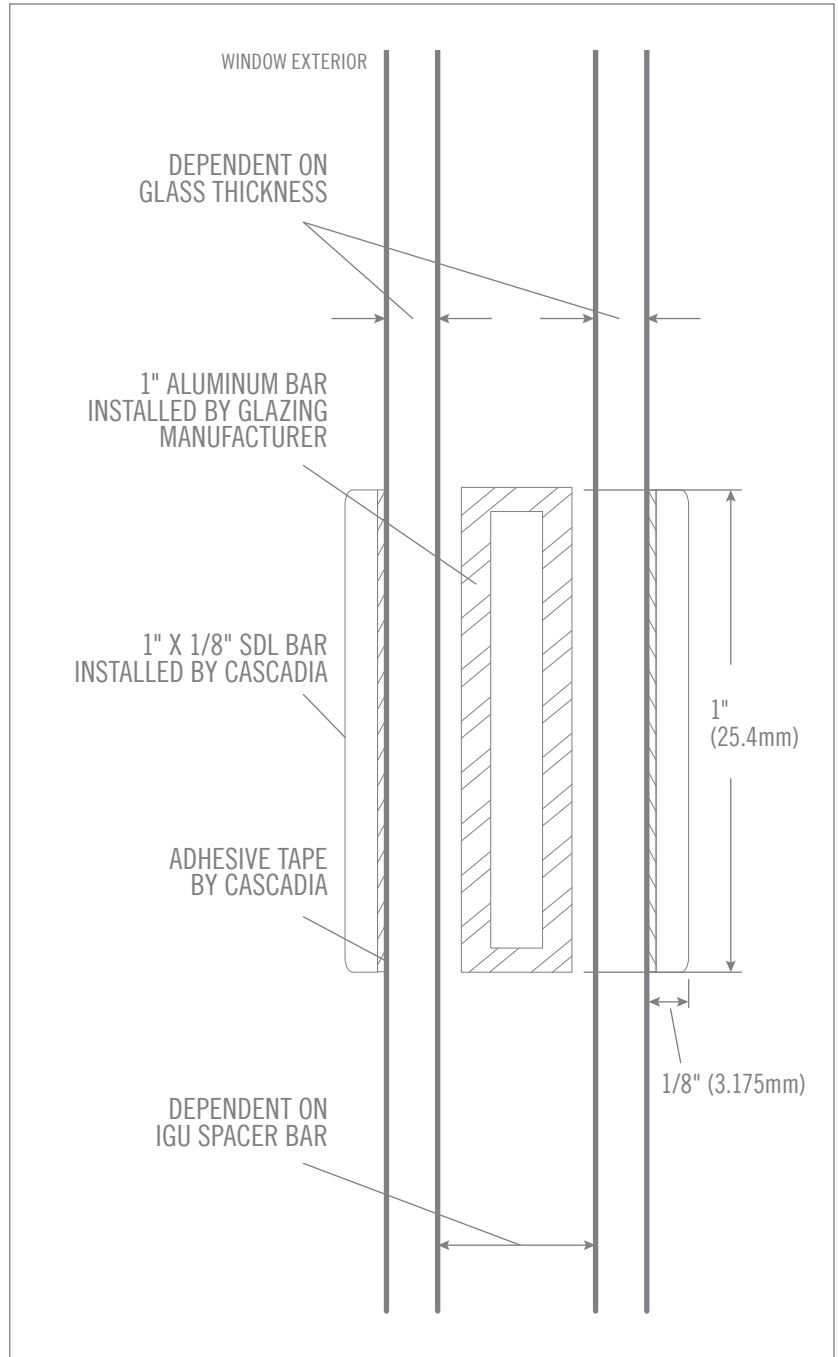
## SIMULATED DIVIDED LITE (SDL) - DOUBLE GLAZED

## PRODUCT DETAILS



Simulated Divided Lites (SDLs) consist of a precision-aligned aluminum spacer located within the insulated glass unit (IGU) and a color-matched exterior flat bar affixed to the outer glass surface. This dual-bar system replicates the look of true divided lites while maintaining thermal efficiency and structural integrity.

- Available in 1", 2.5", and 4" widths in a standard flat profile or a 7/8" wide custom beveled profile
- Internal aluminum spacer available in Black (2897) and Silver (264)
- Exterior flatbar painted to match the window frame color
- Available within double and triple glazed IGUs and with all Low-E options
- Available in vertical and horizontal orientations to support a wide variety of lite patterns and architectural styles



SDL BAR (1") - DOUBLE GLAZED DETAIL

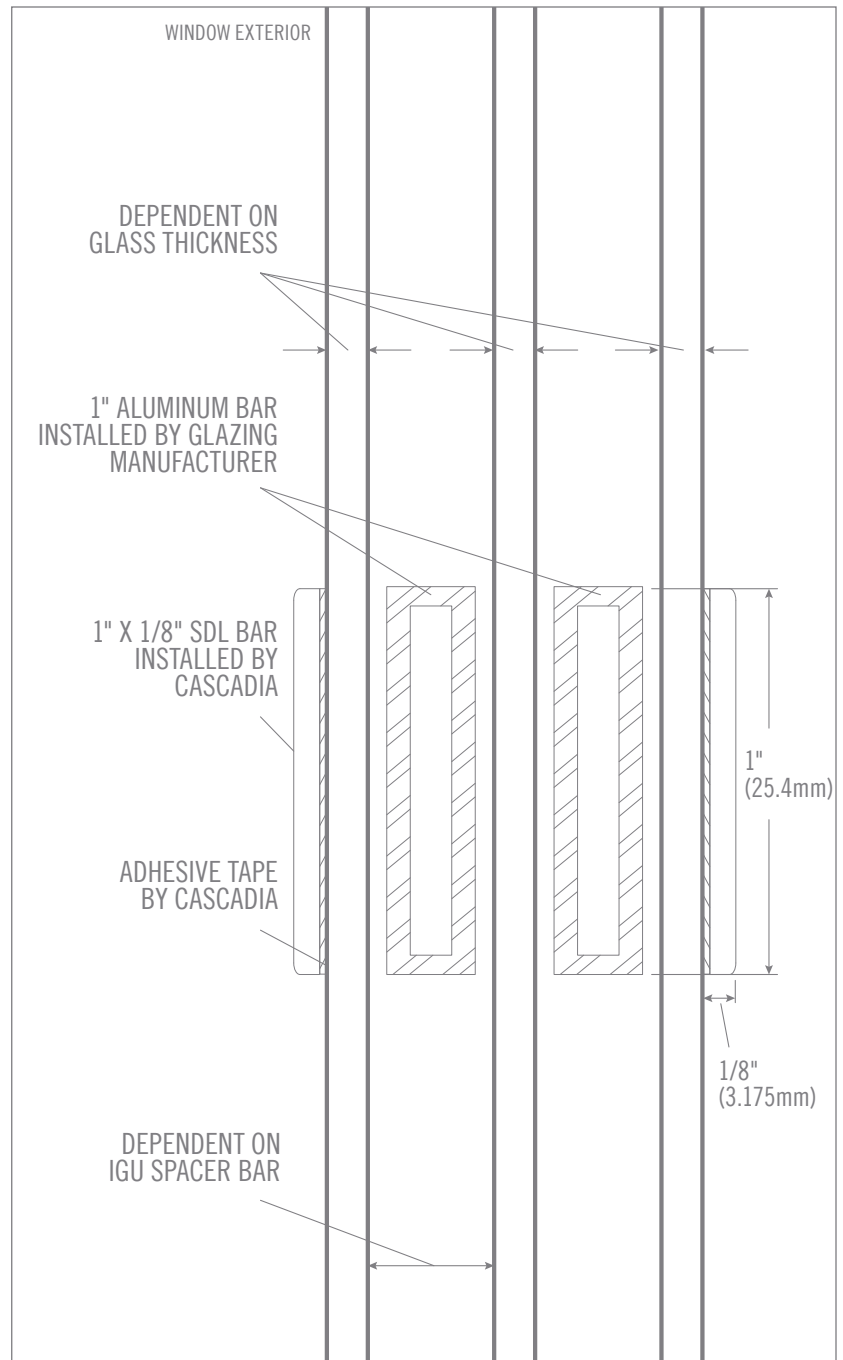
## SIMULATED DIVIDED LITE (SDL) - TRIPLE GLAZED

## PRODUCT DETAILS



Simulated Divided Lites (SDLs) consist of a precision-aligned aluminum spacer located within the insulated glass unit (IGU) and a color-matched exterior flat bar affixed to the outer glass surface. This dual-bar system replicates the look of true divided lites while maintaining thermal efficiency and structural integrity.

- Available in 1", 2.5", and 4" widths in a standard flat profile or a 7/8" wide custom beveled profile
- Internal aluminum spacer available in Black (2897) and Silver (264)
- Exterior flatbar painted to match the window frame color
- Available within double and triple glazed IGUs and with all Low-E options
- Available in vertical and horizontal orientations to support a wide variety of lite patterns and architectural styles



SDL BAR (1") - TRIPLE GLAZED DETAIL