

JULIET BALCONY

TECHNICAL DATA SHEET

The new Juliet Balcony from Cascadia Windows & Doors provides architects and designers a novel way to reduce thermal bridging associated with balconies, while still offering maximum ventilation for occupants.

Compatible with Universal Series™ inswing windows and doors—as well as the Universal Series™ Window Wall—Cascadia's Juliet Balcony can be customized to suit project requirements. The tempered glass guardrail—complete with SGP interlay—offers nearly invisible sight-lines without compromising safety or longevity.

- Compatible with Universal Series™ inswing windows and doors, plus window wall
- Custom sizes & configurations available
- Tempered glass guardrail (SGP interlayer) with chamfered top edge
- Does not impact window's thermal performance

AVAILABLE SPRING 2023

JULIET BALCONY

Technical Data Sheet

FEATURES & BENEFITS

APPLICATIONS

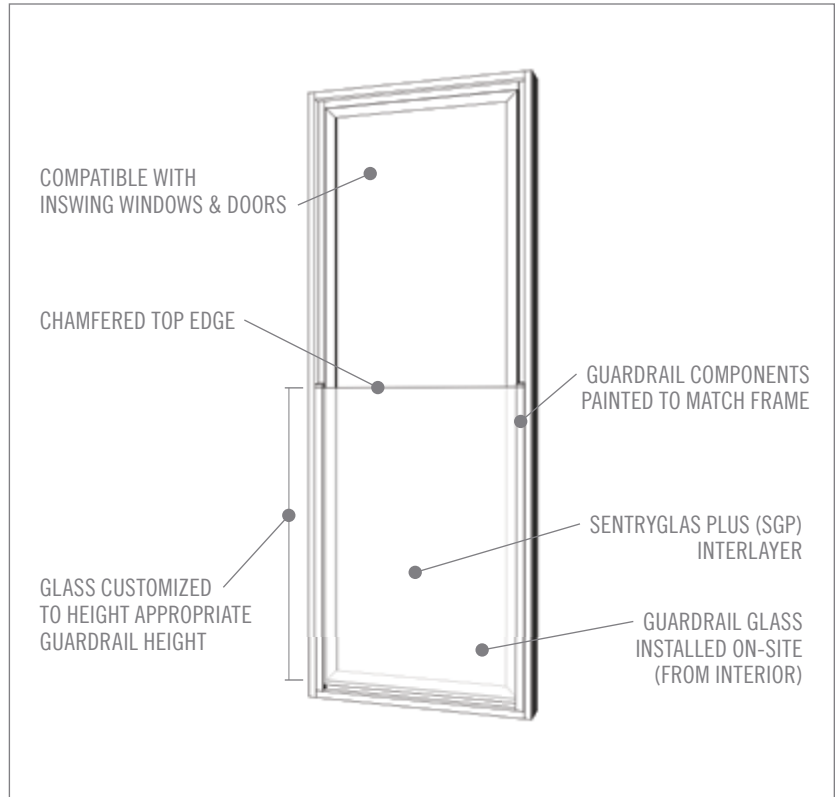
- Compatible with Universal Series™ inswing windows and doors, plus Universal Series™ window wall
- Custom sizes & configurations available
- Window and guardrail components assembled at factory; guardrail glass installed onsite, from interior of building
- Guardrail components painted to match window frame

GUARDRAIL GLASS

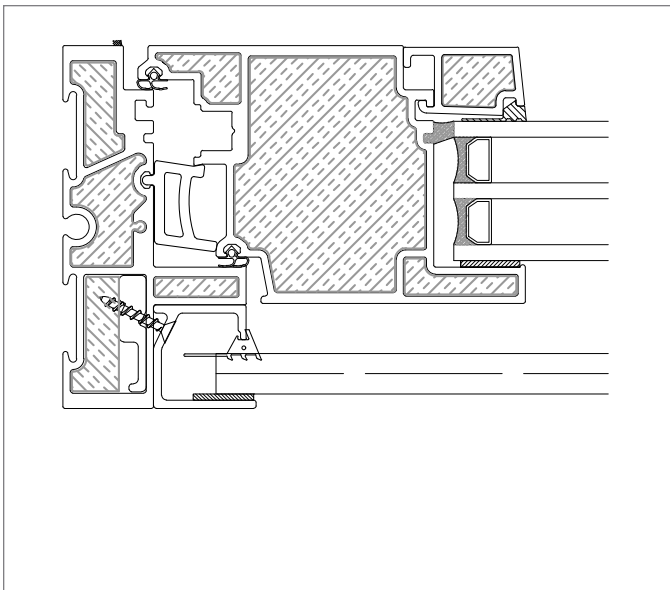
- Thickness 0.5" (12.7mm)
0.25" temp / 0.090" SGP / 0.25" temp
- Chamfered top edge (no top cap)
- Clear glass color

SIZES

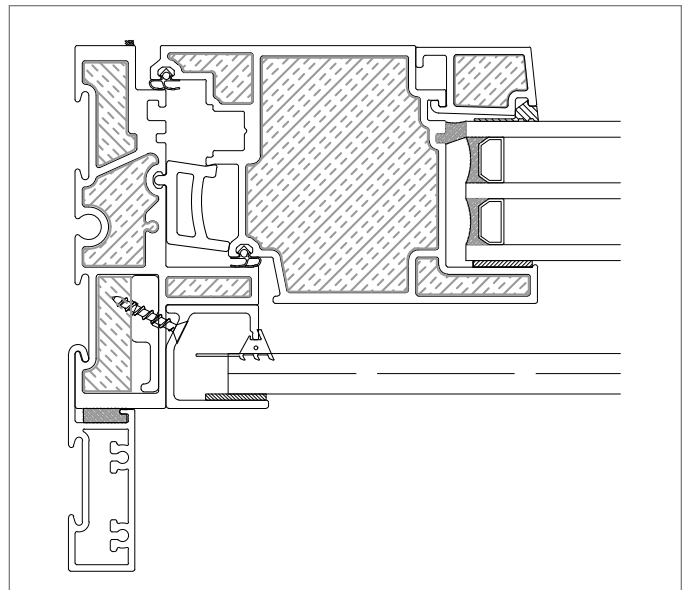
- Max W = 48" (1219.2mm)
Min W = window width
- Standard Height = 42" (1066.8mm)
- Other height options available, based on project configurations and local code requirements



JULIET BALCONY ELEVATION DRAWING



JULIET BALCONY - WINDOW APPLICATION DETAIL



JULIET BALCONY - WINDOW WALL APPLICATION DETAIL