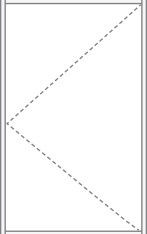
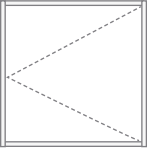
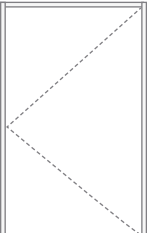


EGRESS REQUIREMENTS & MINIMUM SIZES

CANADA					
	WINDOW TYPE	MIN. CLEAR OPENING	MIN. CLEAR AREA	MIN. FRAME WIDTH	MIN. FRAME HEIGHT
	Inswing casement (opening max 90 degrees)	380 mm (14.95")	0.35 m ² (3.77 ft ²)	547.88mm (21.57")	1,035.05mm (40.75")
	Outswing casement (opening max 60 degrees)	380 mm (14.95")	0.35 m ² (3.77 ft ²)	530.35mm (20.88")	1,035.05mm (40.75")

* Frame height indicated assumes frame width equals minimum clear opening (380mm / 14.95")

	Inswing casement (opening max 90 degrees)	380 mm (14.95")	0.35 m ² (3.77 ft ²)	547.88mm (21.57")	1,035.05mm (40.75")
	Outswing casement (opening max 60 degrees)	380 mm (14.95")	0.35 m ² (3.77 ft ²)	530.35mm (20.88")	1,035.05mm (40.75")

USA					
	WINDOW TYPE	MIN. CLEAR OPENING	MIN. CLEAR AREA	MIN. FRAME WIDTH	MIN. FRAME HEIGHT
	Inswing casement (opening max 90 degrees)	20.00"	5.70 ft ²	26.57"	47.41"
	Outswing casement (opening max 60 degrees)	20.00"	5.70 ft ²	26.00"	47.41"

* Frame height indicated assumes frame width equals minimum clear opening (20")

	Inswing casement (opening max 90 degrees)	20.00"	5.70 ft ²	34.25"	34.25"
	Outswing casement (opening max 60 degrees)	20.00"	5.70 ft ²	34.00"	34.00"

NOTE: It is Cascadia Windows & Doors' understanding that this document reflects the current egress code, for both Canada and the United States of America, as of August 14, 2014. However, please contact your local municipal authority to confirm egress requirement in your area.